



REPUBLIC OF SLOVENIA
MINISTRY OF EDUCATION,
SCIENCE AND SPORT

ERA Priority 2a National action plans and strategies

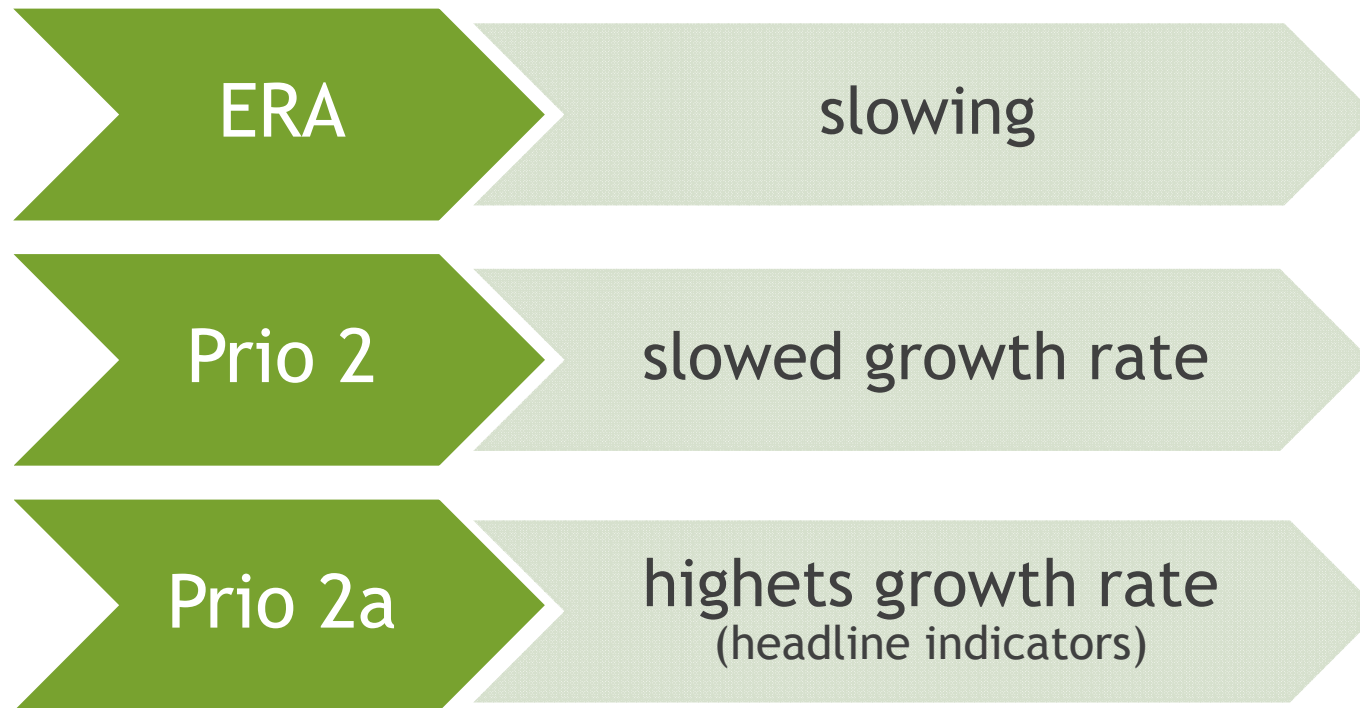
3rd PROGRESS REPORT

Petra Žagar
Vice-chair

GPC Meeting
Webex, 25 May 2020



ERA Progress Report 2016 vs. 2018





ERA Progress Report 2016 vs. 2018 (Prio 2a)

- ▶ Most countries making progress in enhancing participation in P2Ps
- ▶ Further improvements
 - ▶ systemic coordination between the priorities of P2Ps and national research agendas & programmes
 - ▶ systematic monitoring and eval. of the impact of participation in P2Ps
 - ▶ ensuring political commitment and the availability of funding



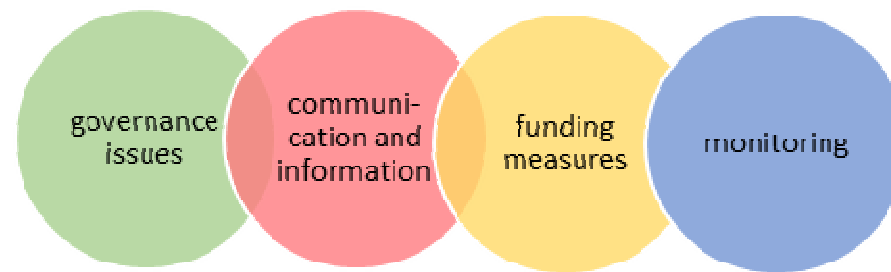
NAPs & strategies - ACTIONS

▶ RECEIVED NAPs and strategies

- ▶ 25 MSs and 5 ACs

▶ Written ACTIONS

- ▶ 22 MSs and 3 ACs
- ▶ 104 actions





ERA Progress Report 2018

Complementary 1

HEADLINE

Complementary 2

Priority	Input Indicator	Output Indicator	Outcome/Impact Indicator
Sub-priority 2a: Optimal transnational cooperation	Member States participation in public-to-public collaborations per FTE researcher in the public sector (Eurostat and ERA-Learn 2020 report on P2P) CS	GBARD allocated to Europe-wide transnational, as well as bilateral or multilateral, public R&D programmes per FTE researcher in the public sector (Eurostat) CS	International co-publications with ERA partners per 1 000 researchers in the public sector (WoS and Eurostat) CS, L
	Country size bias (in favour of small countries) CS	Country size bias (in favour of small countries) CS	Country size bias (in favour of small countries) CS
			Country location bias L



Assessment

► 1st Progress Report on Priority 2a - September 2018

TOTAL ACTIONS	97	FINISHED	ON TRACK	ON-GOING WITH DELAY	POSTPONED	TERMINATED	CANCELLED	SCHEDULED FOR	check	% response
governance	55	4	28	10	1	1			44	80
comm & information	19	1	11	1	2		1		16	84,210526
funding	13		6	1	1				8	61,538462
monitoring	10	1	5	1	1	1	1	1	10	100
	0	6	50	13	5	2	2	0	78	80,412371
		0,076923	0,6410256	0,166666667	0,064102564	0,025641026	0,02564103	0		
		0,717948718								

response rate of MSs & ACs = **79,1 %**



Assessment

► 2nd Progress Report on Priority 2a - May 2019

2nd round MAY 2019										
TOTAL ACTIONS	97	FINISHED	ON TRACK	ON-GOING WITH DELAY	POSTPONED	TERMINATED	CANCELLED	SCHEDULED FOR	check	% response
governance	55	4	23	1					28	50,909091
comm & information	19	2	7		3		1		13	68,421053
funding	13	1	4					1	6	46,153846
monitoring	10	2	3		1		1		7	70
	0	9	37	1	4	0	3	0	54	55,670103
		0,166667	0,6851852	0,018518519	0,074074074	0	0,055555556	0		
		0,851851852								

response rate of MSs & ACs = 60,4 %



Assessment

► 3rd Progress Report on Priority 2a - May 2020

3rd round MAY 2020									izpolnjenih	
TOTAL ACTIONS	104	FINISHED	ON TRACK	ON-GOING WITH DELAY	POSTPONED	TERMINATED	CANCELLED	SCHEDULED FOR	check	% response
governance	55	9	27	1	1				38	69,090909
comm & information	20	2	8	1	2			1	14	70
funding	17	1	9	1					11	64,705882
monitoring	12	3	6	1		1	1		12	100
	0	15	50	4	3	1	2	0	75	72,115385
		0,2	0,6666667	0,053333333	0,04	0,013333333	0,02666667	0		
%		86,6666667				2				

response rate of MSs & ACs = **72 %**



3rd round	
AT	1
BE	1
CH	1
CY	1
CZ	1
DE	
DK	1
FR	1
IE	1
IT	1
LT	
LV	
ME	
MT	1
NL	1
NO	1
SK	
UK	
EE	1
EL	1
ES	1
PT	1
RO	
SE	1
SI	1

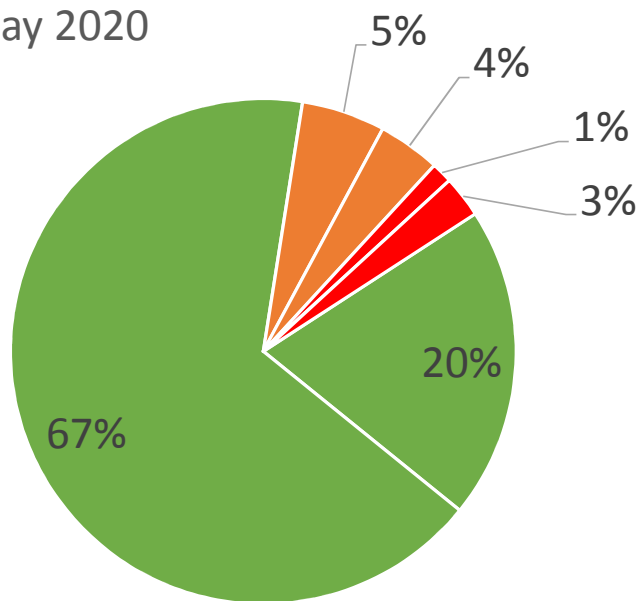
Reporting

- 2018 + 2019 + 2020: AT, BE, CH, CY, DK, EE, GR, FR, IE, IT, MT, NO, PT, SI
- 2018: DE, UK
- 2020: SE
- 2018 + 2019: SK
- 2018 + 2020: CZ, ES
- 2019 + 2020: NL



3rd Progress Report on Priority 2a

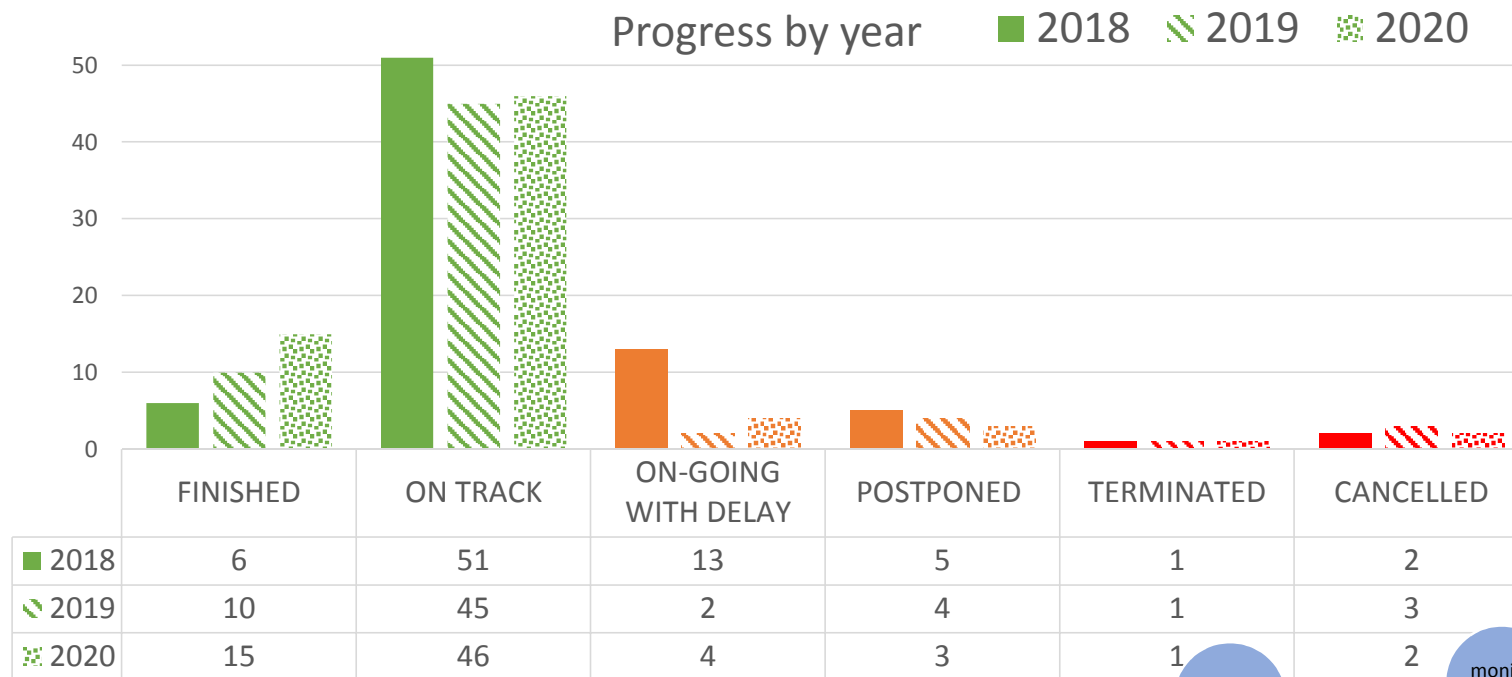
Measures – May 2020



- FINISHED
- ON TRACK
- ON-GOING WITH DELAY
- POSTPONED
- TERMINATED
- CANCELLED



Comparisson / assesment 2018 vs. 2019 vs. 2019



monito
ring

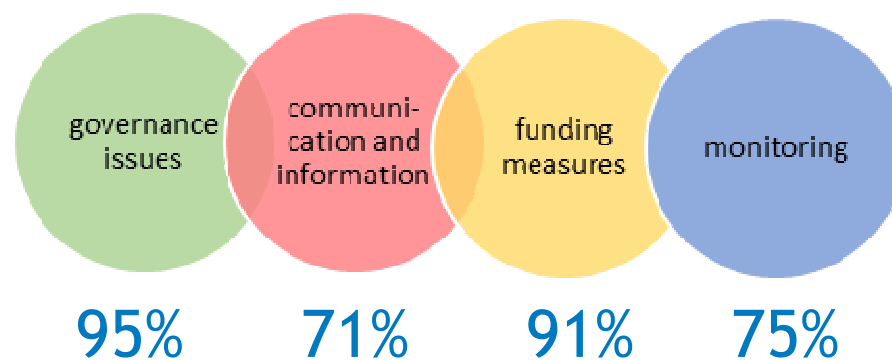
monito
ring

comm.
and
inform.



Ease of implementation

3rd round MAY 2020										izpolnjenih	
TOTAL ACTIONS	104	FINISHED	ON TRACK	ON-GOING WITH DELAY	POSTPONED	TERMINATED	CANCELLED	SCHEDULED FOR	check	% response	
governance	55	9	27	1	1				38	69,090909	
comm & information	20	2	8	1	2			1	14	70	
funding	17	1	9	1					11	64,705882	
monitoring	12	3	6	1		1	1		12	100	
	0	15	50	4	3	1	2	0	75	72,115385	
		0,2	0,6666667	0,053333333	0,04	0,013333333	0,02666667	0			
%		86,6666667				2					





Communication measures and information

- ▶ 20 different ones set out in NAPs and strategies
- ▶ 14 reported in 3rd assesment cycle (May 2020)

- ▶

FINISHED	2
ON TRACK	8
ON-GOING WITH DELAY	1
POSTPONED	2
TERMINATED	0
CANCELLED	1

- ▶ the most logical and seemingly (on paper) easiest to implement



REPUBLIC OF SLOVENIA
MINISTRY OF EDUCATION,
SCIENCE AND SPORT

Thank you!



petra.zagar@gov.si